




ROOM LAYOUTS AND MASTER PLAN

BEACH VILLA
950 sq ft



FAMILY BEACH VILLA
2000 sq ft



DIRECT BEACH ACCESS



FAMILY BEACH VILLA WITH POOL

2000 sq ft



POOL BEACH VILLA

1000 sq ft



OCEAN VILLA
1000 sq ft




OCEAN SUITE G/F
1700 sq ft



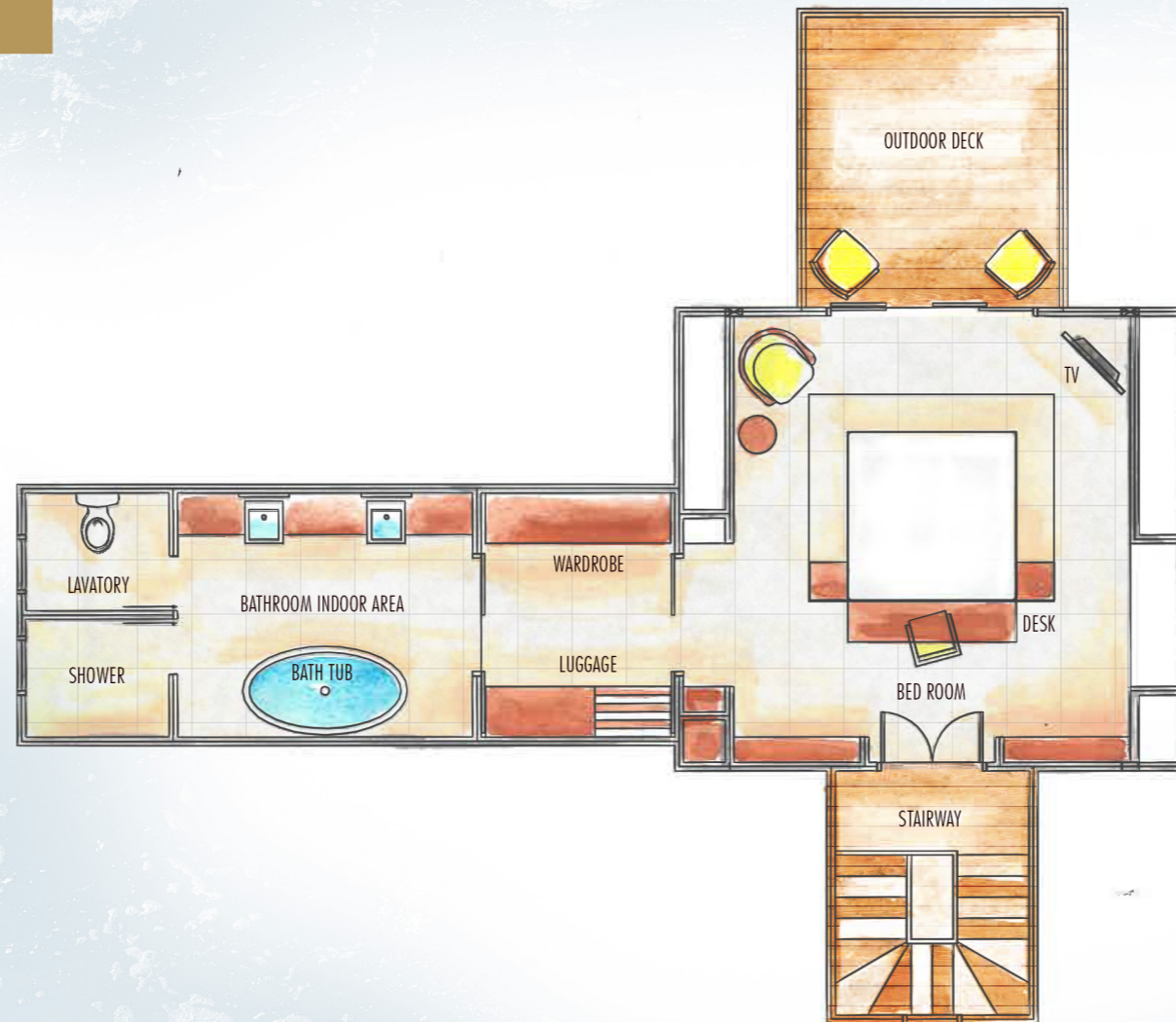
OCEAN SUITE U/F
SQFT 1700



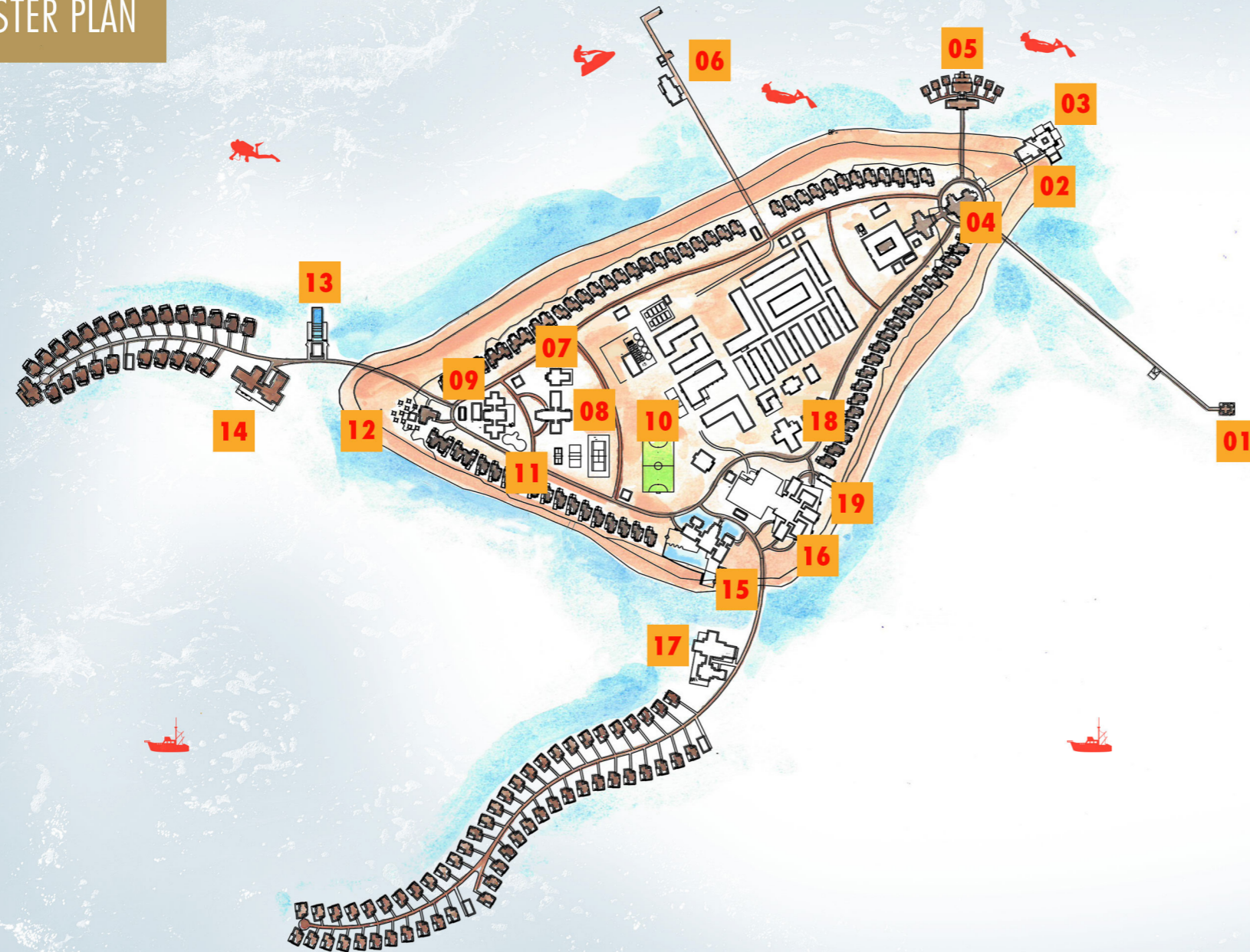
OCEAN RESIDENCY G/F
3400 sq ft



OCEAN RESIDENCY U/F
3400 sq ft



MASTER PLAN



- 01** ARRIVAL JETTY
- 02** HATHAA
- 03** AMBULA
- 04** RECEPTION / LIBRARY & BOUTIQUE
- 05** IASO - MEDI SPA
- 06** SERVICE JETTY / DIVE CENTER
- 07** VEERU GYM
- 08** KULHIVARU RECREATION
- 09** KOKA KIDS CLUB
- 10** FUTSAL GROUND
- 11** BEACH VOLLEYBALL / TENNIS / BADMINTON 12 COURT
- 12** GINIFATI
- 13** INFINITY POOL BAR
- 14** BAANI
- 15** BANDHI POOL BAR
- 16** RANBA
- 17** RALU
- 18** MEDICAL CENTRE
- 19** WATER SPORTS CENTRE

-  FISHING
-  SNORKELING
-  WATER SPORTS
-  DIVING



EMERGENCY EVACUATION MAP



■ TSUNAMI EVACUATION POINT (UPPER FLOOR OF STAFF BLOCKS)

01 EMERGENCY ASSEMBLY POINT (BEACH VILLA 1 - BEGINNING OF "ARRIVAL JETTY")

02 EMERGENCY ASSEMBLY POINT (OCEAN VILLA - IN FRONT OF "RANBA")

03 EMERGENCY ASSEMBLY POINT (OCEAN SUITES - IN FRONT OF "GINIFATI")

04 EMERGENCY ASSEMBLY POINT (BEACH VILLA 2 - "FUTSAL")

- IN THE EVENT OF A FIRE VACATE YOUR ROOM AND THEN ACTIVATE THE NEAREST MANUAL FIRE ALARM BOX
- DO NOT STOP OR RETURN TO YOUR ROOM TO COLLECT PERSONAL BELONGINGS
- A CONTINUOUS BELL RINGING INDICATES A POTENTIAL SAFETY CONCERN- ON HEARING THE BELL PLEASE DO NOT PANIC BUT PROCEED TO THE EMERGENCY ASSEMBLY POINT
- YOUR TSUNAMI EVACUATION POINT IS LOCATED IN OUR "STAFF BLOCK" - FOLLOW THE SIGNS SHOULD WE ADVISE YOU OF A POSSIBLE TSUNAMI
- PLEASE KEEP YOUR VALUABLES SAFE BY LOCKING YOUR EXTERIOR DOORS WHEN YOU VACATE ROOM.